

**RAJALAKSHMI ENGINEERING COLLEGE
BUDGET VS ACUTAL FOR THE YEARS 2017-18 TO 2021-22**

DEPARTMENT WISE BUDGET		(RS.IN LACS)								
DEPARTMENT	2021-22BUDGET	2021-22 ACTUAL	2020-21BUDGET	2020-21 ACTUAL	2019-20 BUDGET	2019-20ACTUAL	2018-19 BUDGET	2018-19ACTUAL	2017-18 BUDGET	2017-18ACTUAL
AERO	30.00	18.41	30.00	25.24	50.50	52.44	41.50	42.31	40.50	39.81
AUTO	35.00	15.09	30.50	19.23	57.00	46.73	50.75	43.27	50.50	49.55
BME	10.00	2.37	7.00	0.90	17.55	15.36	14.00	11.41	8.00	4.13
BT	80.00	63.50	80.00	71.82	115.00	108.83	110.50	107.51	104.00	98.56
CIVIL	10.00	1.00	8.00	0.65	11.50	7.38	7.50	6.51	2.50	1.50
CSE	150.00	65.04	148.75	9.10	227.50	26.59	222.60	5.18	282.00	67.79
ECE	10.00	15.64	10.00	2.90	13.75	18.15	6.00	5.44	6.50	2.49
EEE	70.00	52.29	67.50	61.83	109.50	108.08	117.75	111.60	125.00	118.15
IT	65.00	48.37	62.50	53.78	114.50	104.60	105.50	90.35	122.50	116.99
MCT	40.00	25.00	34.70	29.66	57.45	53.58	63.00	66.90	41.57	39.26
MECH	85.00	33.55	83.50	76.15	141.50	143.57	161.50	158.19	169.75	166.68
CSBS	1.50	1.20	1.78	1.22	7.87	7.61	4.57	4.43	0.00	0.00
H&S	4.50	0.34	4.50	1.84	9.00	8.36	4.50	4.42	0.00	0.00
Library	25.00	20.00	25	21.25	27.5	22.50	25	27.59	20.00	20.56
Teaching & Non-Teaching Staff Salary	3,900.00	3,114.52	3,575.00	2,907.42	3,250.00	2,952.05	2,900.00	2,856.68	2,735.42	2,672.00
Staff Welfare	150.00	97.16	150.00	60.28	150.00	79.77	100.00	104.40	108.75	111.26
Training & Travel	20.00	14.60	20.00	18.82	20.00	21.61	15.00	15.15	6.50	8.41
Others - University & affiliation Expenses	50.00	65.81	30.00	30.64	30.00	27.10	30.00	29.51	44.14	38.39
Administrative Expenses	250.00	239.04	250.00	178.87	250.00	362.57	250.00	269.59	336.00	318.18
Student Welfare	300.00	306.21	100.00	73.97	95.00	72.00	90.00	91.05	91.25	61.24
Training & Placement	200.00	86.97	200.00	84.07	210.00	81.15	200.00	214.76	115.67	124.34
Research & Development	25.00	9.00	25.00	9.13	25.00	14.85	25.00	20.55	20.00	19.00
Departmental Expenses	75.00	73.30	110.00	50.91	100.00	53.60	100.00	90.85	28.25	34.16
College Maintenance Expenses	200.00	175.87	200.00	174.26	200.00	250.04	200.00	191.58	220.21	265.43
Printing, Stationery & Books Exp	75.00	34.01	75.00	13.27	70.00	32.68	65.00	59.56	55.40	60.75
Electricity Charges	150.00	122.24	150.00	85.75	135.00	130.85	120.00	114.97	118.13	160.89
Communication Expenses	40.00	28.73	40.00	29.75	40.00	34.35	35.00	32.41	41.10	44.84
TOTAL	6051.00	4729.26	5518.73	4092.71	5535.12	4836.40	5064.67	4776.17	4893.64	4644.36

M
Accounts Manager
Rajalakshmi Engineering College,
Chennai - 602 105.

S. D. Sampson

PRINCIPAL
RAJALAKSHMI ENGINEERING COLLEGE
AN AUTONOMOUS INSTITUTION
THANDALAM, CHENNAI - 602 105.



RAJALAKSHMI ENGINEERING COLLEGE
Thandalam Village, Sriperumbur Taluk - 602105

PROVISIONAL BALANCE SHEET AS ON 31.03.2022

Particulars	Notes	31.03.2021 Amount in Rs.
Source of Fund		
Capital Fund	A	20,75,00,000
Reserves & Surplus	B	1,91,38,44,299
Secured Loan	C	1,80,84,68,745
Unsecured Loan	D	61,25,92,000
Current Liabilities & Provisions	E	3,06,74,477
Total		4,57,30,79,520
Application of Funds		
Fixed Assets	FA	2,94,91,01,542
Capital Work-in-Progress	G	18,96,43,000
Long Term - Loans & Advances		55,00,00,000
Current Assets, Deposits, Loans & Advances	H	
Investments		24,20,00,000
Current Assets - Receivables	I	25,44,95,896
Deposits	II	17,16,80,990
Loans and Advances	III	18,52,07,435
Cash and Bank Balances	IV	3,09,50,657
Total		4,57,30,79,520


Accounts Manager
Rajalakshmi Engineering College,
Chennai - 602 105.


Dr.S.N. MURUGESAN, M.E., Ph.D.
Principal
Rajalakshmi Engineering College
Thandalam, Chennai - 602 105.



RAJALAKSHMI ENGINEERING COLLEGE
Thandalam Village, Sriperumbur Taluk - 602105

PROVISIONAL INCOME & EXPENDITURE ACCOUNT FOR THE YEAR ENDING 31.03.2022

Particulars	Sch.	31.03.2022 Amount in Rs.
INCOME:		
Gross Receipts	1	1,29,56,45,312
Total		1,29,56,45,312
EXPENDITURE:		
Employee Expenses	2	32,06,69,838
University & Affiliation Expenses	3	65,80,909
Administrative Expenses	4	6,40,19,920
Academic/Para Academic Expenses	5	6,83,37,908
Campus Maintenance Exps	6	11,78,86,046
Printing & Stationery Exps	7	34,01,380
Power & Fuel Expenses	8	1,46,61,048
Communication Charges	9	28,73,702
Transport maintenance Exps	10	7,82,97,000
Hostel maintenance Exp	11	4,80,38,403
Financial Charges	12	15,03,52,508
Depriciation	FA	10,77,51,361
Total		98,28,70,022
Excess of Income Over Expenditure		31,27,75,290


Accounts Manager
Rajalakshmi Engineering College,
Chennai - 602 105.



Dr.S.N. MURUGESAN, M.E., Ph.D.
Principal
Rajalakshmi Engineering College
Thandalam, Chennai - 602 105.





RAJALAKSHMI ENGINEERING COLLEGE
Thandalam Village, Sriperumbur Taluk - 602105

SCHEDULE TO INCOME AND EXPENDITURE STATEMENT 2021-22

S.no.	Particulars	Total
1	INCOME:	
	Gross Receipts :	
	Student's fees receipt	1,20,31,54,000
	Fees Receipts - Architecture	3,37,20,000
	Other Income	4,85,16,312
	Alumini Contribution receipts	17,79,000
	Research Grants receipts	71,45,000
	Project and consultancy receipts	13,31,000
	Total	1,29,56,45,312
2	EMPLOYEE COST	
	SALARIES	
	Teaching Faculty	23,57,40,992
	Teaching Faculty - B Arch	2,03,98,045
	Non - Teaching Staff	5,48,13,498
	STAFF WELFARE EXPENSES	
	Staff Welfare Exps+ESI+PF	42,87,380
	Incentive	53,53,002
	Allowance and Others	76,921
	Total	32,06,69,838
3	UNIVERSITY CHARGES/ AFFILIATION EXPS	
	Affiliation and Accreditation Fees	51,24,000
	Affiliation fees - B Arch	9,10,700
	University Expenses	5,46,209
	Total	65,80,909
4	ADMINISTRATIVE EXPENSES	
	Administrative Office Expenses	1,77,181
	Vehicles Maintenance & Fuel	6,25,876
	Admission Exps	7,12,637
	Audit Fees	2,00,000
	Brand Promotion	26,10,696
	Facility Charges	3,75,00,000
	Pooja Expenses	3,14,728
	Travelling & Conveyance Expenses	14,60,781
	Books and Periodicals	70,950
	Advertisement Expenses	40,89,611
	Rates & Taxes and Licenses	35,58,518
	Insurance charges	11,91,723
	Professional charges	75,64,537
	Membership & Subscription fees	16,16,637
	Sponsorship paid	22,60,500
	Misc Expenses	65,545
	Total	6,40,19,920
5	ACADEMIC/PARA ACADEMIC EXPS	


Accounts Manager
Rajalakshmi Engineering College
Chennai - 602 105.


Dr.S.N. MURUGESAN, M.E., Ph.D.
Principal
Rajalakshmi Engineering College
Thandalam, Chennai - 602 105.




Student Welfare	1,63,17,902
scholoshrip paid to students	1,32,65,000
Function Expenses	40,48,321
Department Expenses	23,84,579
Faculty Development Expenses	3,30,500
Seedmoney paid to faculty	10,43,000
Consumables - Lab	13,26,028
Training and Placement	32,30,925
R & D	5,41,832
Exam Cell Expenses - Autonomous	2,58,49,820
Total	6,83,37,908
6 CAMPUS MAINTENANCE EXPS	
Housekeeping Expenses	1,06,55,511
Repairs & Maintenance -academic	11,19,000
Repairs & Maintenance -physical	9,95,61,000
Security charges	65,50,535
Total	11,78,86,046
7 PRINTING & STATIONERY	
Printing & Stataionery	32,26,137
Xerox Expenses	1,39,406
Others	35,837
Total	34,01,380
8 POWER & FUEL EXPENSES	
Generator Expenses	24,37,363
Electricity charges	1,22,23,685
Total	1,46,61,048
9 COMMUNICATION CHARGES	
Internet charges	21,10,430
Postage, Telegram & Courier Expenses	1,06,521
Telephone & Fax Charges	6,56,751
Total	28,73,702
10 TRANSPORT MAINTENANCE EXPENDITURE	
Administrative Expenses	6,56,65,041
Rates and Taxes	23,94,645
Vehicle Maintenance	1,02,37,314
Total	7,82,97,000
11 HOSTEL MAINTENANCE EXPENSES	
Administrative Expenses and Repairs & Maintenance	4,80,38,403
Total	4,80,38,403
12 FINANCIAL CHARGES	
Bank charges & Processing Charges	15,02,158
Interest - Bank & Others	13,99,50,620
Processing fees and Valuation Charges	88,99,730
Total	15,03,52,508

M
Accounts Manager
Rajalakshmi Engineering College,
Chennai - 602 105.

S. N. Murugesan
Dr. S. N. MURUGESAN, M.E., Ph.D.
Principal
Rajalakshmi Engineering College
Andalam, Chennai - 602 105.

Accounts Manager
Rajalakshmi Engineering College,
Chennai - 602 105. *M*



RAJALAKSHMI ENGINEERING COLLEGE

DEPRICIATION SCHEDULE 21-22

DESCRIPTION OF FIXED ASSETS	GROSS BLOCK			DEPRICIATION			NET BLOCK	
	01.04.2021	Additions	31.03.2022	01.04.2021	For the Year	31.03.2022	01.04.2021	31.03.2022
	Land & Land Developments	56,64,40,957	1,70,57,245	58,34,98,202	-	-	-	56,64,40,957
Buildings	1,90,48,03,455	12,69,11,033	2,03,17,14,488	47,68,33,010	5,83,08,055	53,51,41,066	1,42,79,70,445	1,49,65,73,422
Vehicles	38,55,18,382	14,61,344	38,69,79,726	9,75,23,827	1,36,85,526	11,12,09,352	28,79,94,555	27,57,70,374
Canteen Equipment	1,67,68,617	1,51,77,756	3,19,46,373	84,08,396	4,64,516	88,72,912	83,60,221	2,30,73,460
Electrical Installation	9,65,05,834	1,89,80,822	11,54,86,656	3,01,52,295	32,26,926	3,33,79,220	6,63,53,539	8,21,07,436
Furniture & Fixture	16,46,50,464	1,02,29,258	17,48,79,722	6,77,30,585	92,88,370	7,70,18,956	9,69,19,879	9,78,60,766
Lab Equipments	43,23,46,354	1,47,33,220	44,70,79,574	20,38,73,875	1,10,24,624	21,48,98,499	22,84,72,478	23,21,81,074
Library Books & Articles	2,97,30,196	65,11,874	3,62,42,070	1,36,79,795	7,88,215	1,44,68,010	1,60,50,401	2,17,74,060
Office Equipment	4,58,68,108	1,28,12,711	5,86,80,819	1,11,63,319	17,20,889	1,28,84,208	3,47,04,789	4,57,96,611
Sports Equipment	1,71,44,533	2,12,459	1,73,56,992	30,69,249	6,69,417	37,38,666	1,40,75,284	1,36,18,326
Comp./Software & Access.	25,28,68,002	3,04,14,266	28,32,82,268	20,18,94,739	83,83,156	21,02,77,895	5,09,73,263	7,30,04,373
Miscellaneous Assets	60,80,642	-	60,80,642	20,45,538	1,91,667	22,37,205	40,35,104	38,43,437
Grand Total	3,91,87,25,544	25,45,01,988	4,17,32,27,532	1,11,63,74,628	10,77,51,361	1,22,41,25,989	2,80,23,50,915	2,94,91,01,541

[Signature]
Accounts Manager
Rajalakshmi Engineering College,
Chennai - 602 105.



[Signature]
Dr.S.N. MURUGESAN, M.E., Ph.D.
Principal
Rajalakshmi Engineering College
Thandalam, Chennai - 602 105.

RAJALAKSHMI ENGINEERING COLLEGE
Thandalam Village, Sriperumbur Taluk - 602105

BALANCE SHEET AS ON 31.03.2021

Particulars	Notes	31.03.2021 Amount in Rs.
Source of Fund		
Capital Fund	A	20,75,00,000
Reserves & Surplus	B	1,59,53,99,711
Secured Loan	C	1,79,79,00,852
Unsecured Loan	D	17,14,07,000
Current Liabilities & Provisions	E	12,55,17,233
Total		3,89,77,24,796
Application of Funds		
Fixed Assets	FA	2,80,23,50,915
Capital Work-in-Progress	G	18,68,61,920
Long Term - Loans & Advances		
Current Assets, Deposits, Loans & Advances	H	
Investments		24,20,00,000
Current Assets - Receivables	I	30,44,95,127
Deposits	II	16,17,76,122
Loans and Advances	III	15,39,48,361
Cash and Bank Balances	IV	4,62,91,351
Total		3,89,77,23,796



For A.V. NARAYANASWAMY AND N. CHOODAMANI
 CHARTERED ACCOUNTANTS

N. Narayanaswamy

PARTNER

RAJALAKSHMI ENGINEERING COLLEGE
Thandalam Village, Sriperumbur Taluk - 602105

INCOME & EXPENDITURE ACCOUNT FOR THE YEAR ENDING 31.03.2021

Particulars	Sch.	31.03.2022 Amount in Rs.
INCOME:		
Gross Receipts	1	1,22,26,16,239
Total		1,22,26,16,239
EXPENDITURE:		
Employee Expenses	2	31,65,19,810
University & Affiliation Expenses	3	30,64,351
Administrative Expenses	4	4,51,93,523
Academic/Para Academic Expenses	5	2,49,13,560
Campus Maintenance Exps	6	8,11,77,131
Printing & Stationery Exps	7	13,26,527
Power & Fuel Expenses	8	85,75,223
Communication Charges	9	29,74,615
Transport Exps	10	6,32,42,290
Hostel maintenance Exp	11	1,87,51,924
Financial Charges	12	22,63,72,216
Depriciation	FA	10,50,36,646
Total		89,71,47,815
Excess of Income Over Expenditure		32,54,68,424



For A.V. NARAYANASWAMY AND N. CHOODAMANI
CHARTERED ACCOUNTANTS

N. N. Choodamani

PARTNER

RAJALAKSHMI ENGINEERING COLLEGE
Thandalam Village, Sriperumbur Taluk - 602105

SCHEDULE TO INCOME AND EXPENDITURE STATEMENT 2020-21

S.no.	Particulars	Total
1	INCOME:	
	Gross Receipts :	
	Student's fees receipts	94,29,30,000
	Student's Transport receipts	16,79,27,000
	Student's Hostel Fee receipts	7,80,36,000
	Other Income	2,99,39,239
	Alumini Contribution receipts	8,81,000
	Research Grants receipts	21,58,000
	Project and consultancy receipts	7,45,000
	Total	1,22,26,16,239
2	EMPLOYEE COST	
	SALARIES	
	Teaching Faculty	24,55,49,054
	Teaching Faculty - B Arch	1,97,50,409
	Non - Teaching Staff	2,63,32,609
	Administrative Staff	1,83,82,560
	STAFF WELFARE EXPENSES	
	Staff Welfare Exps+ESI+PF	60,28,078
	Incentive	3,10,000
	Allowance and Others	1,67,100
	Total	31,65,19,810
3	UNIVERSITY CHARGES/ AFFILIATION EXPS	
	Affiliation and Accreditation Fees	21,61,210
	Affiliation fees - B Arch	6,65,693
	University Expenses	2,37,448
	Total	30,64,351
4	ADMINISTRATIVE EXPENSES	
	Administrative Office Expenses	81,510
	Vehicles Maintenance & Fuel	10,400
	Admission Exps	4,07,000
	Brand Promotion	1,35,000
	Facility Charges	2,85,00,000
	Pooja Expenses	3,45,971
	Travelling & Conveyance Expenses	6,28,231
	Books and Periodicals	1,00,424
	Advertisement Expenses	86,51,895
	Rates & Taxes and Licenses	65,000
	Insurance charges	1,79,475
	Professional charges	39,81,714
	Membership & Subscription fees	12,77,697
	Sponsorship paid	8,07,000
	Misc Expenses	22,206
	Total	4,51,93,523



5 ACADEMIC/PARA ACADEMIC EXPS	
Student Welfare	11,11,980
scholoshrip paid to students	98,34,000
Function Expenses	11,92,814
Department Expenses	2,84,162
Faculty Development Expenses	3,33,106
Consumables - Lab	10,98,724
Training and Placement	64,07,220
R & D	9,13,475
Exam Cell Expenses - Autonomous	37,38,078
Total	2,49,13,560
6 CAMPUS MAINTENANCE EXPS	
Housekeeping Expenses	92,99,374
Repairs & Maintenance -academic	1,91,000
Repairs & Maintenance -physical	6,60,47,000
Security charges	56,39,757
Total	8,11,77,131
7 PRINTING & STATIONERY	
Printing & Stataionery	12,65,931
Xerox Expenses	57,036
Others	3,560
Total	13,26,527
8 POWER & FUEL EXPENSES	
Generator Expenses	10,81,132
Electricity charges	74,94,091
Total	85,75,223
9 COMMUNICATION CHARGES	
Internet charges	22,64,125
Postage, Telegram & Courier Expenses	86,107
Telephone & Fax Charges	6,24,383
Total	29,74,615
10 TRANSPORT MAINTENANCE EXPENSIDITURE	
Administrative Expenses	5,00,00,105
Vehicle Insurance	71,20,259
Vehicle Maintenance	61,21,926
Total	6,32,42,290
11 HOSTEL MAINTENANCE EXPENSES	
Administrative Expenses and Repairs & Maintenance	1,87,51,924
Total	1,87,51,924
12 FINANCIAL CHARGES	
Bank charges & Processing Charges	22,420
Interest - Bank & Others	20,26,99,096
Processing fees and Valuation Charges	2,36,50,700
Total	22,63,72,216



RAJALAKSHMI ENGINEERING COLLEGE

DEPRICIATION SCHEDULE 20-21

DESCRIPTION OF FIXED ASSETS	GROSS BLOCK			DEPRICIATION			NET BLOCK	
	01.04.2020	Additions	31.03.2021	01.04.2020	For the Year	31.03.2021	01.04.2020	31.03.2021
Land & Land Developments	55,07,51,457	1,56,89,500	56,64,40,957	-	-	-	55,07,51,457	56,64,40,957
Buildings	1,73,35,17,555	17,12,85,900	1,90,48,03,455	42,02,69,812	5,65,63,198	47,68,33,010	1,31,32,47,743	1,42,79,70,445
Vehicles	37,32,61,582	1,22,56,800	38,55,18,382	8,37,22,189	1,38,01,638	9,75,23,827	28,95,39,393	28,79,94,555
Canteen Equipment	1,67,68,617	-	1,67,68,617	79,91,483	4,16,914	84,08,397	87,77,134	83,60,220
Electrical Installation	9,63,45,592	1,60,242	9,65,05,834	2,68,50,459	33,01,836	3,01,52,295	6,94,95,133	6,63,53,539
Furniture & Fixture	13,59,98,164	2,86,52,300	16,46,50,464	6,03,13,734	74,16,852	6,77,30,586	7,56,84,430	9,69,19,878
Lab Equipments	41,40,89,692	1,82,56,662	43,23,46,354	19,30,79,356	1,07,94,519	20,38,73,875	22,10,10,336	22,84,72,479
Library Books & Articles	2,97,30,196	-	2,97,30,196	1,28,79,382	8,00,414	1,36,79,796	1,68,50,814	1,60,50,400
Office Equipment	3,37,52,724	-	3,37,52,724	99,86,463	11,76,853	1,11,63,316	2,37,66,261	2,25,89,408
Sports Equipment	1,71,44,533	1,21,15,384	2,92,59,917	23,67,332	7,01,917	30,69,249	1,47,77,201	2,61,90,668
Comp./Software & Access.	25,28,68,002	-	25,28,68,002	19,20,33,460	98,61,279	20,18,94,739	6,08,34,542	5,09,73,263
Miscellaneous Assets	60,80,642	-	60,80,642	18,44,312	2,01,226	20,45,538	42,36,330	40,35,104
Grand Total	3,66,03,08,756	25,84,16,788	3,91,87,25,544	1,01,13,37,982	10,50,36,646	1,11,63,74,628	2,64,89,70,774	2,80,23,50,915

For A.V. NARAYANASWAMY AND N.CHODAMANI
CHARTERED ACCOUNTANTS

N. Narayan
PARTNER



RAJALAKSHMI ENGINEERING COLLEGE
Thandalam Village, Sriperumbur Taluk - 602105

INCOME & EXPENDITURE ACCOUNT FOR THE YEAR ENDING 31.03.2020

Particulars	Sch.	31.03.2020 Amount in Rs.
INCOME:		
Gross Receipts	1	1,22,50,39,600
Total		1,22,50,39,600
EXPENDITURE:		
Employee Expenses	2	32,31,81,389
University & Affiliation Expenses	3	27,10,207
Administrative Expenses	4	5,85,22,053
Academic/Para Academic Expenses	5	4,19,61,789
Campus Maintenance Exps	6	11,95,36,243
Printing & Stationery Exps	7	32,68,298
Power & Fuel Expenses	8	1,30,84,937
Communication Charges	9	34,35,429
Transport Exps	10	8,79,64,000
Hostel maintenance Exp	11	4,95,33,313
Financial Charges	12	17,16,16,005
Depriciation	FA	9,83,74,687
Total		97,31,88,349
Excess of Income Over Expenditure		25,18,51,251

For A.V. NARAYANASWAMY AND N.CHOODAMANI
CHARTERED ACCOUNTANTS



N. Narayanaswamy

PARTNER



RAJALAKSHMI ENGINEERING COLLEGE
Thandalam Village, Sriperumbur Taluk - 602105

BALANCE SHEET AS ON 31.03.2020

Particulars	Notes	31.03.2021 Amount in Rs.
Source of Fund		
Capital Fund	A	20,75,00,000
Reserves & Surplus	B	1,25,72,22,194
Secured Loan	C	2,03,48,32,415
Unsecured Loan	D	19,61,34,094
Current Liabilities & Provisions	E	11,42,36,596
Total		3,80,99,25,298
Application of Funds		
Fixed Assets	FA	2,64,89,70,774
Capital Work-in-Progress	G	17,98,90,920
Long Term - Loans & Advances		
Current Assets, Deposits, Loans & Advances	H	
Investments		24,20,00,000
Current Assets - Receivables	I	19,76,34,129
Deposits	II	16,01,12,165
Loans and Advances	III	33,96,66,339
Cash and Bank Balances	IV	4,16,50,971
Total		3,80,99,25,298



For A.V. NARAYANASWAMY AND N. CHOODAMANI
CHARTERED ACCOUNTANTS

N. Choodamani

PARTNER

RAJALAKSHMI ENGINEERING COLLEGE
Thandalam Village, Sriperumbur Taluk - 602105

SCHEDULE TO INCOME AND EXPENDITURE STATEMENT 2019-20

S.no.	Particulars	Total
1	INCOME:	
	Gross Receipts :	
	Student's fees receipts	78,26,99,500
	Student's Transport receipts	21,97,50,000
	Student's Hostel Fee receipts	11,44,50,000
	Other Income	7,01,38,100
	Research Grants receipts	3,76,73,000
	Project and consultancy receipts	3,29,000
	Total	1,22,50,39,600
2	EMPLOYEE COST	
	SALARIES	
	Teaching Faculty	26,16,94,162
	Non - Teaching Staff	2,81,73,376
	Administrative Staff	1,87,73,730
	STAFF WELFARE EXPENSES	
	Staff Welfare Exps+ESI+PF	93,94,118
	Incentive	27,62,000
	Allowance and Others	23,84,003
	Total	32,31,81,389
3	UNIVERSITY CHARGES/ AFFILIATION EXPS	
	Affiliation and Accreditation Fees	12,97,500
	Affiliation fees - B Arch	5,50,250
	University Expenses	8,62,457
	Total	27,10,207
4	ADMINISTRATIVE EXPENSES	
	Administrative Office Expenses	3,75,730
	Vehicles Maintenance & Fuel	21,73,826
	Admission Exps	16,26,087
	Brand Promotion	3,94,359
	Facility Charges	3,00,00,000
	Pooja Expenses	9,12,946
	Travelling & Conveyance Expenses	26,77,681
	Books and Periodicals	64,750
	Committee Expenses	5,00,000
	Advertisement Expenses	72,73,500
	Rates & Taxes and Licenses	6,07,790
	Insurance charges	9,23,175
	Professional charges	50,57,658
	Membership & Subscription fees	14,37,798
	Sponsorship paid	43,31,296
	Misc Expenses	1,65,457
	Total	5,85,22,053



5 ACADEMIC/PARA ACADEMIC EXPS	
Student Welfare	32,00,273
scholoshsip paid to students	1,07,30,000
Function Expenses	77,34,574
Department Expenses	28,24,756
Faculty Development Expenses	3,26,195
Seed money paid to faculty	5,55,000
Consumables - Lab	23,98,133
Training and Placement	46,64,516
R & D	14,84,510
Exam Cell Expenses - Autonomous	80,43,831
Total	4,19,61,789
6 CAMPUS MAINTENANCE EXPS	
Housekeeping Expenses	1,21,61,092
Repairs & Maintenance -academic	7,80,000
Repairs & Maintenance -physical	9,86,02,000
Security charges	79,93,151
Total	11,95,36,243
7 PRINTING & STATIONERY	
Printing & Stataionery	29,48,332
Xerox Expenses	2,81,335
Others	38,631
Total	32,68,298
8 POWER & FUEL EXPENSES	
Generator Expenses	30,38,235
Electricity charges	1,00,46,702
Total	1,30,84,937
9 COMMUNICATION CHARGES	
Internet charges	22,60,009
Postage, Telegram & Courier Expenses	1,41,236
Telephone & Fax Charges	10,34,184
Total	34,35,429
10 TRANSPORT MAINTENANCE EXPENDITURE	
Administrative Expenses	6,78,55,857
Vehicle Insurance	87,15,760
Vehicle Maintenance	1,13,92,383
Total	8,79,64,000
11 HOSTEL MAINTENANCE EXPENSES	
Administrative Expenses and Repairs & Maintenance	4,95,33,313
Total	4,95,33,313
12 FINANCIAL CHARGES	
Bank charges & Processing Charges	17,05,195
Interest - Bank & Others	16,20,15,079
Processing fees and Valuation Charges	78,95,731
Total	17,16,16,005



RAJALAKSHMI ENGINEERING COLLEGE

DEPRICIATION SCHEDULE 19-20

DESCRIPTION OF FIXED ASSETS	GROSS BLOCK				DEPRICIATION			NET BLOCK	
	01.04.2019	Additions	Deletions	31.03.2020	01.04.2019	For the Year	31.03.2020	01.04.2019	31.03.2020
Land & Land Developments	49,22,51,207	5,85,00,250		55,07,51,457	-	-	-	49,22,51,207	55,07,51,457
Buildings	1,58,33,66,755	15,01,50,800		1,73,35,17,555	36,56,07,579	5,46,62,233	42,02,69,812	1,21,77,59,176	1,31,32,47,743
Vehicles	32,61,02,838	4,91,33,657	19,79,913	37,32,56,582	7,07,19,981	1,30,02,208	8,37,22,189	25,53,82,857	28,95,34,393
Canteen Equipment	1,61,64,217	6,04,400		1,67,68,617	75,55,378	4,36,105	79,91,483	86,08,839	87,77,134
Electrical Installation	6,50,12,056	3,13,68,536		9,63,80,592	2,45,57,981	22,92,477	2,68,50,458	4,04,54,075	6,95,30,134
Furniture & Fixture	10,09,98,164	2,50,00,000		12,59,98,164	5,47,74,576	55,39,157	6,03,13,733	4,62,23,588	6,56,84,431
Lab Equipments	36,76,91,512	4,63,98,180		41,40,89,692	18,39,91,580	90,87,777	19,30,79,357	18,36,99,932	22,10,10,335
Library Books & Articles	2,96,36,000	94,196		2,97,30,196	1,20,42,520	8,36,862	1,28,79,382	1,75,93,480	1,68,50,814
Office Equipment	4,10,82,114	26,70,610		4,37,52,724	88,72,541	11,13,923	99,86,464	3,22,09,573	3,37,66,260
Sports Equipment	1,71,44,533			1,71,44,533	16,30,411	7,36,921	23,67,332	1,55,14,122	1,47,77,201
Comp./Software & Access.	24,25,65,636	1,03,02,366		25,28,68,002	18,15,74,697	1,04,58,763	19,20,33,460	6,09,90,939	6,08,34,542
Miscellaneous Assets	59,32,192	1,48,450		60,80,642	16,36,051	2,08,261	18,44,312	42,96,141	42,36,330
Grand Total	3,28,79,47,224	37,43,41,445		3,66,03,38,756	91,29,63,295	9,83,74,687	1,01,13,37,982	2,37,49,83,929	2,64,90,00,774



For A.V. NARAYANASWAMY AND N. CHOODAMANI
CHARTERED ACCOUNTANTS

N. Nagar

PARTNER



[Signature]

Accounts Manager
Rajalakshmi Engineering College,
Chennai - 602 105.



S. V. Muthuswami

PRINCIPAL
RAJALAKSHMI ENGINEERING COLLEGE
AN AUTONOMOUS INSTITUTION
THANDALAM, CHENNAI - 602 105.

RAJALAKSHMI ENGINEERING COLLEGE
Thandalam Village, Sriperumbur Taluk - 602105

BALANCE SHEET AS ON 31.03.2019

Particulars	Notes	31.03.2019 Amount in Rs.
Source of Fund		
Capital Fund	A	20,75,00,000
Reserves & Surplus	B	98,18,93,597
Secured Loan	C	1,79,98,46,563
Unsecured Loan	D	24,58,45,482
Current Liabilities & Provisions	E	10,66,92,677
Total		3,34,17,78,320
Application of Funds		
Fixed Assets	FA	2,37,49,83,929
Capital Work-in-Progress	G	14,14,33,130
Long Term - Loans & Advances		
Current Assets, Deposits, Loans & Advances	H	
Investments		24,20,00,000
Current Assets - Receivables	I	12,01,78,968
Deposits	II	16,85,61,563
Loans and Advances	III	26,53,19,289
Cash and Bank Balances	IV	2,93,01,441
Total		3,34,17,78,320

For A.V. NARAYANASWAMY AND N. CHOODAMANI
CHARTERED ACCOUNTANTS

N. Narani
PARTNER



RAJALAKSHMI ENGINEERING COLLEGE
Thandalam Village, Sriperumbur Taluk - 602105

INCOME & EXPENDITURE ACCOUNT FOR THE YEAR ENDING 31.03.2019

Particulars	Sch.	31.03.2022 Amount in Rs.
INCOME:		
Gross Receipts	1	1,05,65,54,684
Total		1,05,65,54,684
EXPENDITURE:		
Employee Expenses	2	31,54,51,646
University & Affiliation Expenses	3	30,99,228
Administrative Expenses	4	5,74,46,409
Academic/Para Academic Expenses	5	4,04,33,890
Campus Maintenance Exps	6	10,60,73,382
Printing & Stationery Exps	7	51,37,369
Power & Fuel Expenses	8	1,16,30,455
Communication Charges	9	32,40,662
Transport Exps	10	7,48,37,000
Hostel maintenance Exp	11	4,19,15,823
Financial Charges	12	14,08,42,982
Depriciation	FA	6,42,65,663
Total		86,43,74,508
Excess of Income Over Expenditure		19,21,80,176



For A.V. NARAYANASWAMY AND N. CHOODAMANI
CHARTERED ACCOUNTANTS

N. Narayank
PARTNER

RAJALAKSHMI ENGINEERING COLLEGE
Thandalam Village, Sriperumbur Taluk - 602105

SCHEDULE TO INCOME AND EXPENDITURE STATEMENT 2018-19

S.no.	Particulars	Total
1	INCOME:	
	Gross Receipts :	
	Student's fees receipts	70,51,93,675
	Student's Transport receipts	19,99,95,000
	Student's Hostel Fee receipts	9,40,49,700
	Other Income	4,53,85,309
	Research Grants receipts	1,07,23,000
	Project and consultancy receipts	12,08,000
	Total	1,05,65,54,684
2	EMPLOYEE COST	
	SALARIES	
	Teaching Faculty	23,03,64,737
	Teaching Faculty - B Arch	1,87,54,864
	Non - Teaching Staff	2,77,01,459
	Administrative Staff	2,20,30,931
	STAFF WELFARE EXPENSES	
	Staff Welfare Exps+ESI+PF	1,01,85,322
	Incentive	33,50,000
	Allowance and Others	30,64,333
	Total	31,54,51,646
3	UNIVERSITY CHARGES/ AFFILIATION EXPS	
	Affiliation and Accreditation Fees	21,10,340
	Affiliation fees - B Arch	1,25,000
	University Expenses	75,000
	NBA Accrediation fees	7,88,888
	Total	30,99,228
4	ADMINISTRATIVE EXPENSES	
	Administrative Office Expenses	2,32,763
	Vehicles Maintenance & Fuel	10,04,582
	Admission Exps	8,38,096
	Audit fees	2,06,456
	Brand Promotion	1,85,290
	Facility Charges	3,00,00,000
	Pooja Expenses	9,37,841
	Travelling & Conveyance Expenses	43,37,556
	Books and Periodicals	1,59,840
	Advertisement Expenses	91,83,008
	Committee Expenses	10,00,000
	Rates & Taxes and Licenses	5,78,991
	Insurance charges	4,91,639
	Professional charges	43,45,642
	Membership & Subscription fees	17,61,012
	Sponsorship paid	20,08,177
	Misc Expenses	1,75,516
	Total	5,74,46,409



5 ACADEMIC/PARA ACADEMIC EXPS	
Student Welfare	51,48,864
scholorhsip paid to students	90,66,500
Function Expenses	65,52,358
Department Expenses	23,19,170
Faculty Development Expenses	6,03,884
Seed money paid to faculty	5,64,000
Consumables - Lab	40,95,288
Training and Placement	67,91,611
R & D	11,55,500
Exam Cell Expenses - Autonomous	41,36,714
Total	4,04,33,890
6 CAMPUS MAINTENANCE EXPS	
Housekeeping Expenses	1,04,44,546
Repairs & Maintenance -academic	5,20,000
Repairs & Maintenance -physical	8,79,63,000
Security charges	71,45,836
Total	10,60,73,382
7 PRINTING & STATIONERY	
Printing & Stataionery	44,16,142
Xerox Expenses	7,01,531
Others	19,696
Total	51,37,369
8 POWER & FUEL EXPENSES	
Generator Expenses	29,92,162
Electricity charges	86,38,293
Total	1,16,30,455
9 COMMUNICATION CHARGES	
Internet charges	17,79,300
Postage, Telegram & Courier Expenses	2,49,297
Telephone & Fax Charges	12,12,065
Total	32,40,662
10 TRANSPORT MAINTENANCE EXPENSIDITURE	
Administrative Expenses	5,51,23,907
Vehicle Insurance	81,54,705
Vehicle Maintenance	1,15,58,388
Total	7,48,37,000
11 HOSTEL MAINTENANCE EXPENSES	
Administrative Expenses and Repairs & Maintenance	4,19,15,823
Total	4,19,15,823
12 FINANCIAL CHARGES	
Bank charges & Processing Charges	58,92,535
Interest - Bank & Others	13,24,84,180
Processing fees and Valuation Charges	24,66,267
Total	14,08,42,982



RAJALAKSHMI ENGINEERING COLLEGE

DEPRICIATION SCHEDULE 18-19

DESCRIPTION OF FIXED ASSETS	GROSS BLOCK				DEPRICIATION			NET BLOCK	
	01.04.2018	Additions	Deletions	31.03.2019	01.04.2018	For the Year	31.03.2019	01.04.2018	31.03.2019
	Land & Land Developments	42,34,91,207	6,87,60,000		49,22,51,207	-	-	-	42,34,91,207
Buildings	1,40,00,30,718	18,33,36,037		1,58,33,66,755	34,54,39,149	2,01,68,430	36,56,07,579	1,05,45,91,569	1,21,77,59,176
Vehicles	32,01,27,688	92,02,150	32,27,000	32,61,02,838	5,79,89,693	1,27,30,288	7,07,19,981	26,21,37,995	25,53,82,857
Canteen Equipment	1,63,01,706	19,399	1,56,888	1,61,64,217	71,18,242	4,37,136	75,55,378	91,83,464	86,08,839
Electrical Installation	5,95,23,090	54,88,966		6,50,12,056	2,27,86,848	17,71,133	2,45,57,981	3,67,36,242	4,04,54,075
Furniture & Fixture	9,68,34,848	1,41,63,316		11,09,98,164	4,90,07,367	57,67,209	5,47,74,576	4,78,27,481	5,62,23,588
Lab Equipments	35,79,39,828	97,51,684		36,76,91,512	17,49,59,792	90,31,788	18,39,91,580	18,29,80,036	18,36,99,932
Library Books & Articles	2,83,22,362	13,25,757	12,119	2,96,36,000	1,11,86,816	8,55,704	1,20,42,520	1,71,35,546	1,75,93,480
Office Equipment	2,87,36,423	23,45,691		3,10,82,114	78,52,674	10,19,867	88,72,541	2,08,83,749	2,22,09,573
Sports Equipment	19,99,453	1,51,45,080		1,71,44,533	11,58,442	4,71,970	16,30,412	8,41,011	1,55,14,121
Comp./Software & Access.	24,04,30,936	21,34,700		24,25,65,636	16,97,75,400	1,17,99,297	18,15,74,697	7,06,55,536	6,09,90,939
Miscellaneous Assets	59,01,512	30,680		59,32,192	14,23,210	2,12,841	16,36,051	44,78,302	42,96,141
Grand Total	2,97,96,39,771	31,17,03,460	33,96,007	3,28,79,47,224	84,86,97,633	6,42,65,663	91,29,63,296	2,13,09,42,138	2,37,49,83,928

For A.V. NARAYANASWAMY AND N.CHODAMANI
CHARTERED ACCOUNTANTS

N. Nagar

PARTNER



RAJALAKSHMI ENGINEERING COLLEGE
Thandalam Village, Sriperumbur Taluk - 602105

BALANCE SHEET AS ON 31.03.2018

Particulars	Notes	31.03.2018 Amount in Rs.
Source of Fund		
Capital Fund	A	20,75,00,000
Reserves & Surplus	B	56,93,78,679
Secured Loan	C	1,54,04,01,737
Unsecured Loan	D	26,33,72,525
Current Liabilities & Provisions	E	12,50,31,700
Total		2,70,56,84,640
Application of Funds		
Fixed Assets	FA	2,15,70,80,482
Capital Work-in-Progress	G	4,75,33,130
Long Term - Loans & Advances		
Current Assets, Deposits, Loans & Advances	H	
Investments		24,20,00,000
Current Assets - Receivables	I	4,27,44,222
Deposits	II	7,13,94,730
Loans and Advances	III	14,21,42,073
Cash and Bank Balances	IV	27,90,003
Total		2,70,56,84,640



For A.V. NARAYANASWAMY AND N. CHODDAMANI
CHARTERED ACCOUNTANTS

N. Narayana
PARTNER



RAJALAKSHMI ENGINEERING COLLEGE
Thandalam Village, Sriperumbur Taluk - 602105

INCOME & EXPENDITURE ACCOUNT FOR THE YEAR ENDING 31.03.2018

Particulars	Sch.	31.03.2018 Amount in Rs.
INCOME:		
Gross Receipts	1	95,14,10,810
Total		95,14,10,810
EXPENDITURE:		
Employee Expenses	2	30,03,28,900
University & Affiliation Expenses	3	40,53,861
Administrative Expenses	4	3,18,18,782
Academic/Para Academic Expenses	5	2,72,78,637
Campus Maintenance Exps	6	3,82,46,585
Printing & Stationery Exps	7	60,75,268
Power & Fuel Expenses	8	1,60,89,169
Communication Charges	9	44,84,443
Transport Exps	10	5,74,46,000
Hostel maintenance Exp	11	11,75,03,971
Financial Charges	12	21,36,62,040
Depriciation	FA	5,69,34,465
Total		87,39,22,120
Excess of Income Over Expenditure		7,74,88,690



A.V. NARAYANASWAMY AND N. CHOUDAMANI
CHARTERED ACCOUNTANTS

N. Namb

PARTNER

RAJALAKSHMI ENGINEERING COLLEGE
Thandalam Village, Sriperumbur Taluk - 602105

SCHEDULE TO INCOME AND EXPENDITURE STATEMENT 2017-18

S.no.	Particulars	Total
1	INCOME:	
	Gross Receipts :	
	Student's fees receipts	57,45,00,075
	Student's Transport receipts	17,32,22,002
	Student's Hostel Fee receipts	14,41,97,278
	Other Income	4,70,20,455
	Research Grants receipts	1,22,69,000
	Project and consultancy receipts	2,02,000
	Total	95,14,10,810
2	EMPLOYEE COST	
	SALARIES	
	Teaching Faculty	21,16,62,771
	Teaching Faculty - B Arch	2,20,26,795
	Non - Teaching Staff	2,76,02,155
	Administrative Staff	2,15,78,360
	STAFF WELFARE EXPENSES	
	Staff Welfare Exps+ESI+PF	1,11,25,424
	Incentive	40,68,895
	Allowance and Others	22,64,500
	Total	30,03,28,900
3	UNIVERSITY CHARGES/ AFFILIATION EXPS	
	Affiliation and Accreditation Fees	20,10,087
	Affiliation fees - B Arch	2,14,530
	University Expenses	18,29,244
	Total	40,53,861
4	ADMINISTRATIVE EXPENSES	
	Administrative Office Expenses	80,912
	Vehicles Maintenance & Fuel	6,68,992
	Admission Exps	12,52,086
	Brand Promotion	2,28,230
	Facility Charges	44,13,638
	Pooja Expenses	3,27,072
	Travelling & Conveyance Expenses	29,56,110
	Books and Periodicals	6,07,000
	Advertisement Expenses	12,52,000
	Rates & Taxes and Licenses	1,17,22,534
	Insurance charges	11,56,016
	Professional charges	39,81,714
	Membership & Subscription fees	3,75,718
	Sponsorship paid	26,06,830
	Misc Expenses	1,89,930
	Total	3,18,18,782

S. D. Kumaran

PRINCIPAL
RAJALAKSHMI ENGINEERING COLLEGE
AN AUTONOMOUS INSTITUTION
THANDALAM, CHENNAI - 602 105.

[Signature]
Accounts Manager
Rajalakshmi Engineering College,
Chennai - 602 105.



5 ACADEMIC/PARA ACADEMIC EXPS	
Student Welfare	46,24,419
scholoshp paid to students	64,79,000
Function Expenses	34,56,649
Department Expenses	34,15,754
Faculty Development Expenses	3,32,473
Seed money paid to faculty	5,00,000
Consumables - Lab	29,39,428
Training and Placement	35,08,485
R & D	2,77,500
Exam Cell Expenses - Autonomous	17,44,928
Total	2,72,78,637
6 CAMPUS MAINTENANCE EXPS	
Housekeeping Expenses	85,06,585
Repairs & Maintenance -academic	11,24,000
Repairs & Maintenance -physical	2,29,01,000
Security charges	57,15,000
Total	3,82,46,585
7 PRINTING & STATIONERY	
Printing & Stataionery	60,14,672
Xerox Expenses	57,036
Others	3,560
Total	60,75,268
8 POWER & FUEL EXPENSES	
Generator Expenses	23,76,000
Electricity charges	79,32,922
Fuel expense	57,80,247
Total	1,60,89,169
9 COMMUNICATION CHARGES	
Internet charges	28,84,671
Postage, Telegram & Courier Expenses	2,20,327
Telephone & Fax Charges	13,79,445
Total	44,84,443
10 TRANSPORT MAINTENANCE EXPENDITURE	
Administrative Expenses	3,57,80,610
Vehicle Insurance	1,23,13,183
Vehicle Maintenance	93,52,207
Total	5,74,46,000
11 HOSTEL MAINTENANCE EXPENSES	
Administrative Expenses and Repairs & Maintenance	11,75,03,971
Total	11,75,03,971
12 FINANCIAL CHARGES	
Bank charges & Processing Charges	31,87,243



Interest - Bank & Others	20,48,60,843
Processing fees and Valuation Charges	56,13,954
Total	21,36,62,040



RAJALAKSHMI ENGINEERING COLLEGE

DEPRICIATION SCHEDULE 17-18

DESCRIPTION OF FIXED ASSETS	GROSS BLOCK			DEPRICIATION			NET BLOCK	
	01.04.2017	Additions	31.03.2018	01.04.2017	For the Year	31.03.2018	01.04.2017	31.03.2018
Land & Land Developments	35,19,16,201	7,15,75,006	42,34,91,207	-	-	-	35,19,16,201	42,34,91,207
Buildings	1,26,00,95,295	13,99,07,918	1,40,00,03,213	32,91,65,800	1,53,24,080	34,44,89,880	93,09,29,495	1,05,55,13,333
Vehicles	24,62,60,576	9,91,15,112	34,53,75,688	4,63,71,200	1,17,18,433	5,80,89,633	19,98,89,376	28,72,86,055
Canteen Equipment	1,62,59,166	42,540	1,63,01,706	66,61,947	4,56,295	71,18,242	95,97,219	91,83,464
Electrical Installation	5,63,88,691	31,34,399	5,95,23,090	2,10,97,714	16,89,134	2,27,86,848	3,52,90,977	3,67,36,242
Furniture & Fixture	9,33,91,086	34,43,762	9,68,34,848	4,43,18,178	46,89,189	4,90,07,367	4,90,72,908	4,78,27,481
Lab Equipments	35,44,52,955	34,86,873	35,79,39,828	16,59,74,847	89,84,945	17,49,59,792	18,84,78,108	18,29,80,036
Library Books & Articles	2,78,19,137	5,03,225	2,83,22,362	1,03,46,295	8,40,521	1,11,86,816	1,74,72,842	1,71,35,546
Office Equipment	2,68,69,713	18,66,710	2,87,36,423	68,75,887	9,76,787	78,52,674	1,99,93,826	2,08,83,749
Sports Equipment	19,99,453	-	19,99,453	11,16,502	41,940	11,58,442	8,82,951	8,41,011
Comp./Software & Access.	23,15,34,936	88,96,000	24,04,30,936	15,77,85,384	1,19,90,016	16,97,75,400	7,37,49,552	7,06,55,536
Miscellaneous Assets	56,12,296	3,58,008	59,70,304	12,00,358	2,23,124	14,23,482	44,11,938	45,46,822
Grand Total	2,67,25,99,505	33,23,29,553	3,00,49,29,058	79,09,14,112	5,69,34,464	84,78,48,576	1,88,16,85,393	2,15,70,80,482

For A.V. NARAYANASWAMY AND N.CHODAMANI
CHARTERED ACCOUNTANTS

N.N. Nar
PARTNER

